

Tutor Plus Getting Started

01 - Components for Setup

02 - Installation

03 - Connectivity

04 - Setting Up

05 - Stylus

Get Product Support

Scan QR to access support resources

Mail us : support@kneura.com

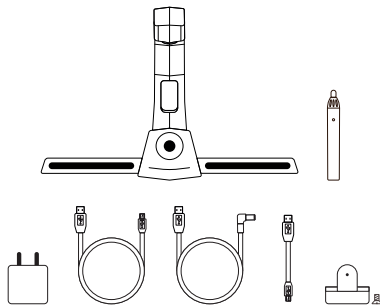


Components for Setup

01

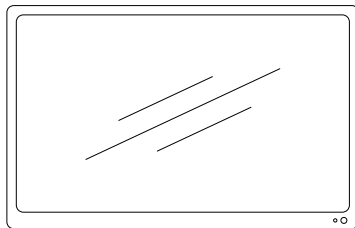
In the box

- Tutor Plus
- Micro USB Cable
- Power Cable
- Power Adapter
- Stylus with Charging Cable
- Mounting Accessories



Not in the box

- HDMI Cable
- Measuring Tape
- Marker
- Display Panel
- Computer

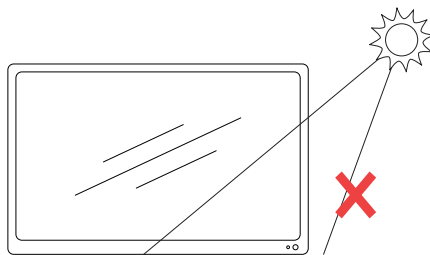


Installation

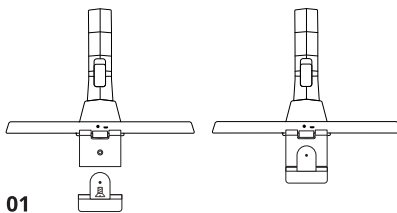
02

Basic Guidelines

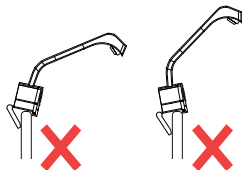
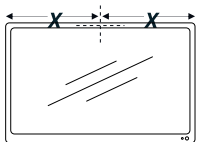
Take care not to place the panel in direct sunlight. For a seamless experience, the display panel has to be mounted firmly. If needed, add extra padding (ex: sponge) for support between the panel and the wall to prevent it from shaking while writing.



01 - Use M6 screw to fix Kensington lock on the device

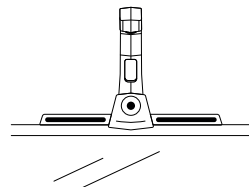
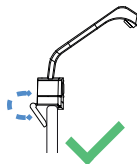


02 - Measure and mark the top centre of the display. Place the device firmly on the display centre and use the clip and adhesive tape for secure & safe positioning. Make sure the device is not leaning forward or falling behind.



Leaning forward

Falling behind

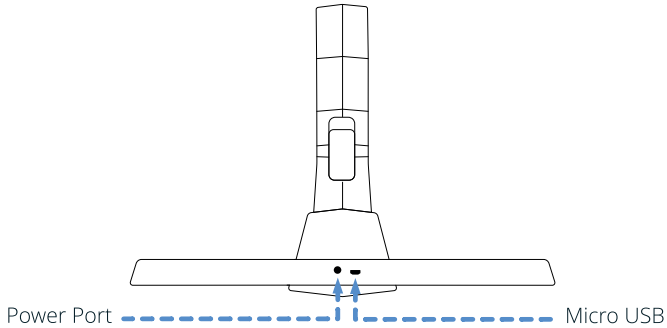


02

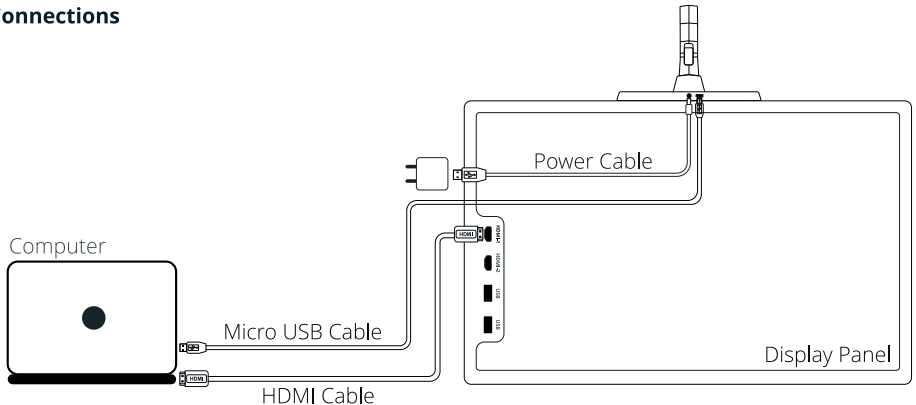
Connectivity

03

Port Description



Connections



Setting Up


04

Installing Drivers

Go on: [kneura.com/downloads](https://www.kneura.com/downloads) and download

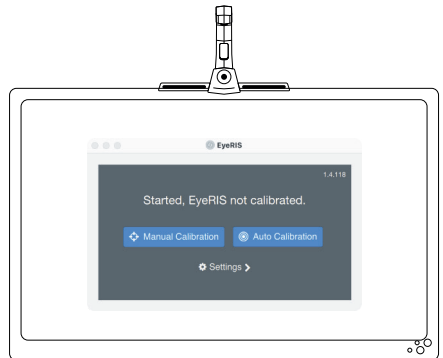
- ↓ EyeRIS Drivers (for interactivity)
- ↓ Kneura Teach Software (for whiteboarding)

Run the downloaded files, setup window will guide you to Install the softwares

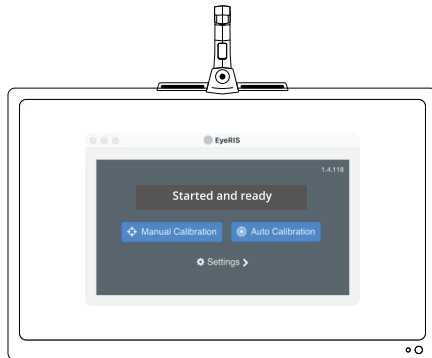



Calibration

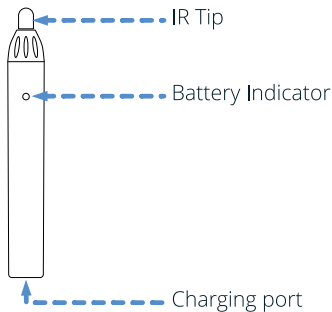
Launch EyeRIS drivers, click on **Manual Calibration** and use Stylus to calibrate



Calibration continued...



Description



Charging

Note: Stylus needs to be charged before using for the first time.

To charge stylus use the Mini USB cable and connect stylus to PC/ laptop





Registered Offices

Hannover: Georgstraße 38, 30159, Hannover, Germany, Ph: +49 (0)511 93621 188

Delhi NCR: Plot no. C-98, Sector- 65, NOIDA, 201301, Ph: +91 (0)120 435 9466

Bangalore: 1140, Sector 7, HSR Layout, 560102, India, Ph: +91 (0)888 474 3388